



2012-13 School Quality Snapshot

Weathersfield Elementary

Conejo Valley Unified

3151 Darlington Dr., Thousand Oaks, CA 91360

Grades Offered: K-5

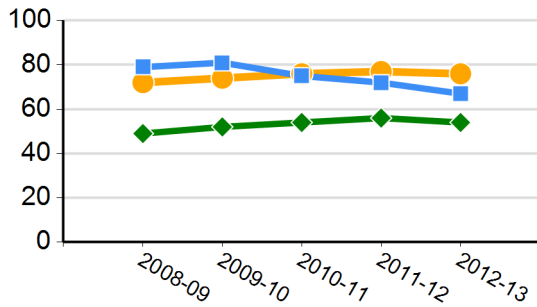
Enrollment: 416

Charter: No

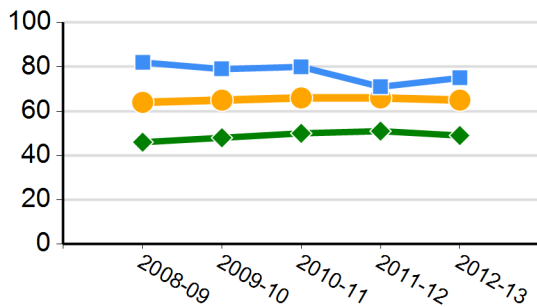
Title I Funded: No

CDS Code: 56-73759-6056022

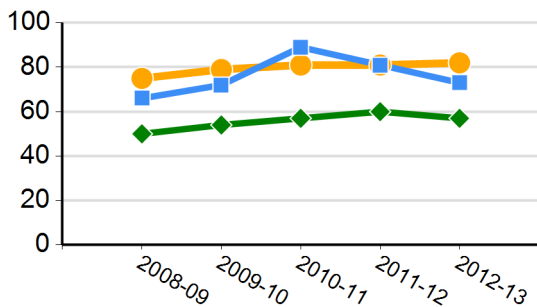
CST English-language Arts Results (percent proficient and above)



CST Mathematics Results (percent proficient and above)



CST Science Results (percent proficient and above)



California's Academic Performance Index (API)

2013 Growth API	874
Growth from Prior to Current Year	1
Met Schoolwide Growth Target	Yes
All Student Groups Met Target	Yes
2012 Base API State Rank	8
2012 Base API Similar Schools Rank	2

API Subgroup Performance - 2013 API Growth

	Met Target	Growth
African American or Black		--
American Indian or Alaska Native		--
Asian		--
Filipino		--
Hispanic or Latino	Yes	15
Native Hawaiian or Pacific Islander		--
White	Yes	-6
Two or More Races		--
English Learners	Yes	12
Socioeconomically Disadvantaged	Yes	12
Students with Disabilities		--

Green = Student group met target
 Red = Student group did not meet target
 Blue = Student group is not numerically significant
 -- = Not enough students to report

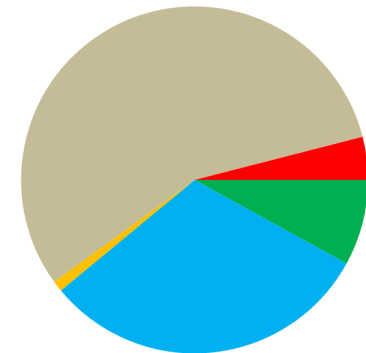
CHART LEGEND:

■ SCHOOL ● DISTRICT ◆ STATE

CST: CA Standards Test CDS: County-district-school

School and/or district information will not be displayed when data are not available or when data are representing fewer than 11 students.

2012-13 Enrollment by Race/Ethnicity

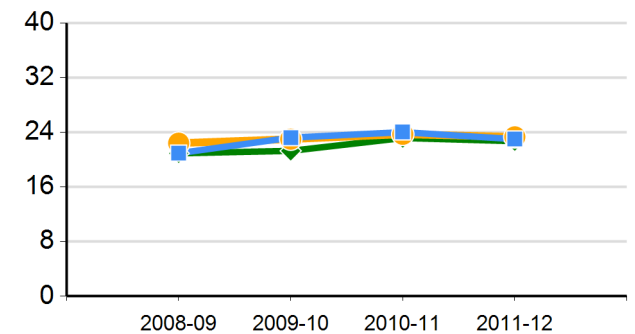


■ American Indian or Alaska Native
 ■ Asian
 ■ Native Hawaiian or Pacific Islander
 ■ Filipino
 ■ Hispanic or Latino
 ■ African American or Black
 ■ White
 ■ Two or More Races
 ■ Not Reported

2012-13 Subgroup Enrollment

English Learners	24%
Socioeconomically Disadvantaged	30%
Students with Disabilities	7%

Average Class Size





2012-13 School Quality Snapshot

Weathersfield Elementary

Conejo Valley Unified

3151 Darlington Dr., Thousand Oaks, CA 91360

Grades Offered: K-5

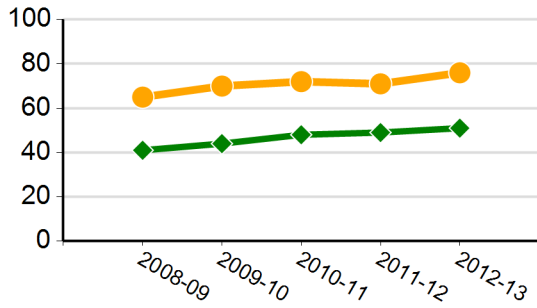
Enrollment: 416

Charter: No

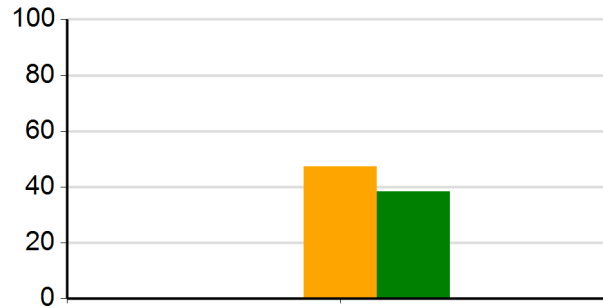
Title I Funded: No

CDS Code: 56-73759-6056022

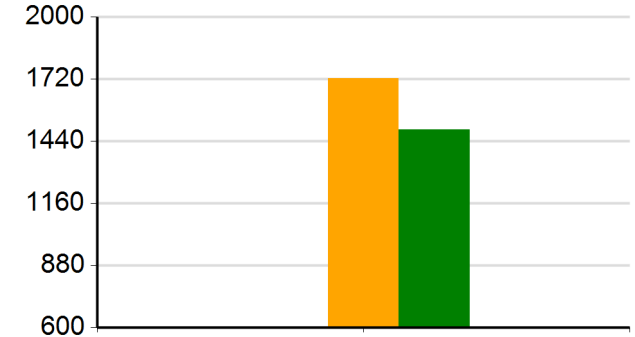
CST History/Social Science Results (percent proficient and above)



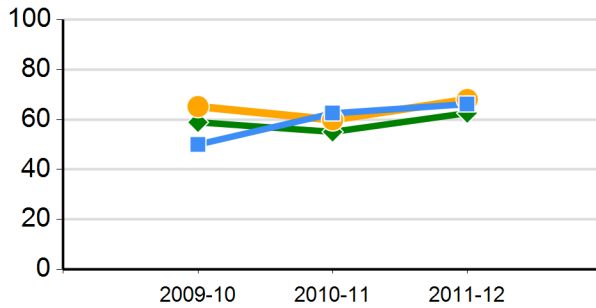
Percentage of 2011-12 Graduates Meeting University of California "a-g" Requirements



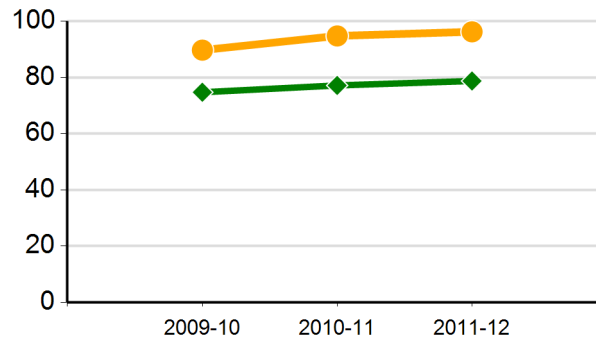
2011-12 Average SAT Score



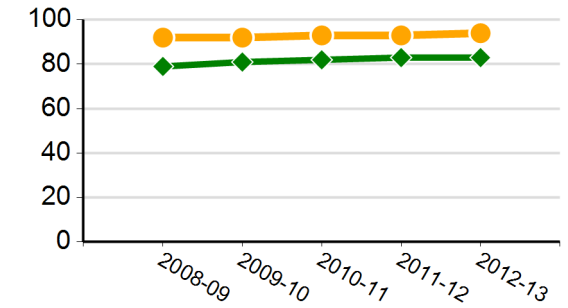
Percentage of English Learners Making Progress in Learning English



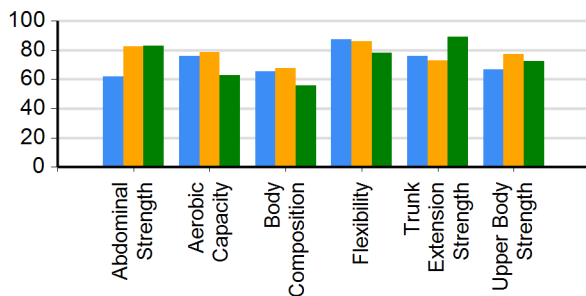
Cohort Graduation Rate*



CAHSEE English-Language Arts Grade 10 Passing Rate



Percentage of Students in the Healthy Fitness Zone in 2011-12



2011-12 Suspensions and Expulsions as a Percentage of Enrolled Students

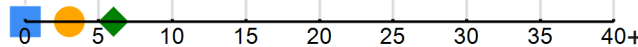


CHART LEGEND:

■ SCHOOL ● DISTRICT ◆ STATE

* Only three years of data are available

CAHSEE: CA High School Exit Examination

CST: CA Standards Test

School and/or district information will not be displayed when data are not available or when data are representing fewer than 11 students.

CAHSEE Mathematics Grade 10 Passing Rate

